

CS-POE33024PF

26-port Full Gigabit PoE Fiber Switch

Sharp Series



OVERVIEW

The CS-POE33024PF is a gigabit PoE fiber switch independently developed by CASE. It features 24 × 10/100/1000M adaptive RJ45 ports and 2 × 1000M uplink SFP fiber ports. Ports 1–24 support the IEEE 802.3af/at PoE standard, with a maximum single-port PoE power output of 30W.

As a PoE power supply device, it can automatically detect and identify standard-compliant powered devices and deliver power through the network cable. It supports PoE terminal devices such as wireless APs, IP cameras, VoIP phones, and video intercom systems, providing high-density PoE power for demanding network environments.

The CS-POE33024PF is ideal for hotels, campuses, factory dormitories, and small to medium-sized enterprises. It is an unmanaged model, offering true plug-and-play operation with no configuration required—simple and easy to use.



FEATURE

■ Gigabit access, uplink SFP fiber port

- ◇ Support non-blocking wire-speed forwarding.
- ◇ Support full-duplex based on IEEE802.3x and half-duplex based on Backpressure.
- ◇ Support gigabit RJ45 port and gigabit SFP fiber port combination, which enables users to flexibly build networking to meet the needs of various scenarios.

■ Smart PoE power supply

- ◇ Comply with IEEE 802.3 af/at PoE standard, automatically identify PoE devices for power supply, and not damage non-PoE devices.
- ◇ 24*10/100/1000Base-T RJ45 ports, meeting the needs of security monitoring, teleconferencing system, wireless coverage, and other scenarios.
- ◇ Priority system for PoE port, it will supply power to the high priority level port first when the power budget is insufficient and avoid overwork of the device.

■ Stable and reliable

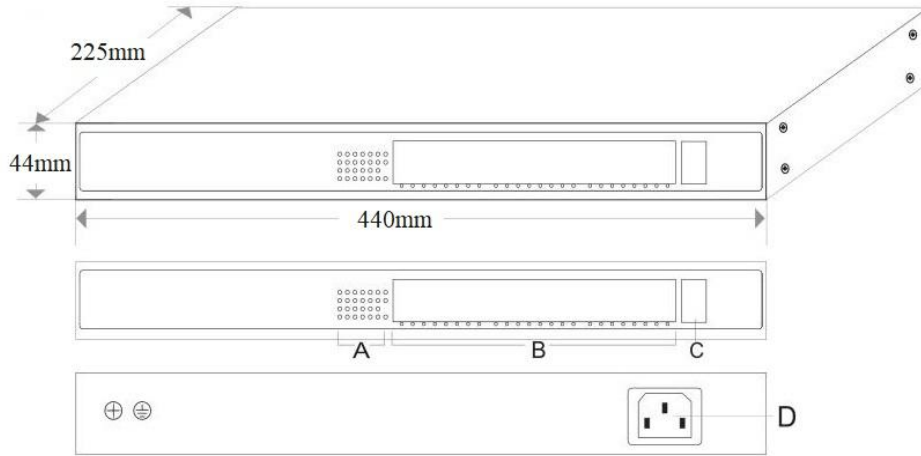
- ◇ CCC, CE, FCC, RoHS.
- ◇ Self-developed power supply, high redundancy, providing a long-term and stable PoE power output.
- ◇ The user-friendly panel can show the device status through the LED indicator of PWR,Link,and PoE.
- ◇ Low power consumption, with fan, galvanized steel metal shell, and excellent heat dissipation to ensure the stable operation of the switch.

TECHNICAL SPECIFICATION

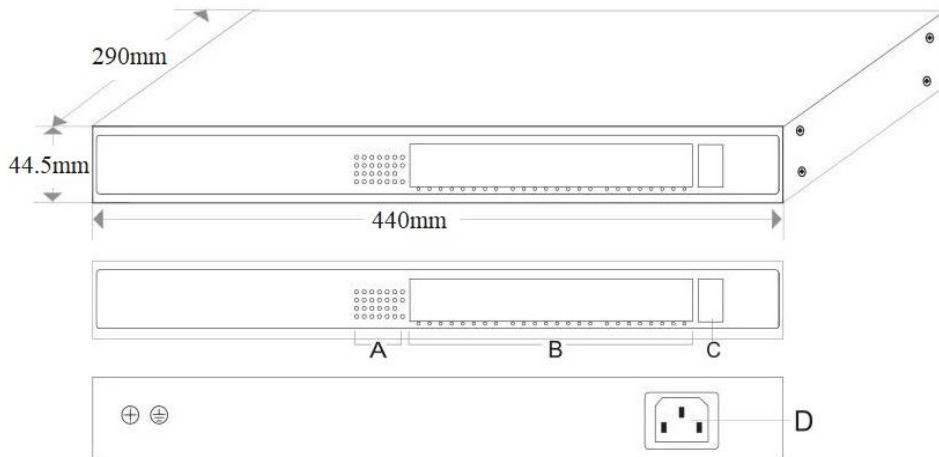
Model	CS-POE33024PF	CS-POE33024PF-at
Interface Characteristics		
Fixed Port	2*1000Base-X uplink SFP fiber ports (Data) 24*10/100/1000Base-T PoE ports (Data /Power)	
Ethernet Port	Port 1-24 can support 10/100/1000Base-T auto-sensing, full/ half duplex MDI/ MDI-X self-adaption	
Twisted Pair Transmission	10BASE-T: Cat3,4,5 UTP (≤100 meters) 100BASE-TX: Cat5 or later UTP (≤100 meters) 1000BASE-T: Cat5e or later UTP (≤100 meters)	
Optical Fiber Port	Gigabit optical fiber interface, default no include optical module (optional single-mode/ multi-mode, single fiber/ dual fiber optical module. LC)	
Optical Cable/ Distance	Multi-mode: 850nm/ 0-500m, Single-mode: 1310nm/ 0-40km, 1550nm/ 0-120km	
Chip Parameter		
Network Protocol	IEEE 802.3 10BASE-T, IEEE 802.3i 10Base-T, IEEE 802.3u 100Base-TX, IEEE 802.3ab 1000Base-T, IEEE 802.3z 1000Base-X, IEEE 802.3x	
Forwarding Mode	Store and Forward (Full Wire Speed)	
Switching Capacity	52Gbps	
Forwarding Rate@64byte	38.69Mpps	
MAC	8K	
Buffer Memory	4M	
Jumbo Frame	9.6K	
LED Indicator	Power: PWR (Green), Network: 1-24/ G1-2 (Green), PoE: PoE (Green)	
PoE & Power Supply		
PoE Port	Port 1-24	

Power Supply Pin	1/2(+) 3/6 (-)	
Max Power Per Port	30W, IEEE 802.3 af/at	
Total PWR / Input Voltage	400W/ (AC100-240V)	600W/ (AC100-240V)
Power Consumption	Standby< 25W, Full load<380W	Standby<26W, Full load<600W
Power Supply	Built-in power supply, AC100~240V 50-60Hz, 5.0A	Built-in power supply, AC100~240V 50-60Hz, 6.6A
Physical Parameter		
Operation TEMP / Humidity	-20~+55°C, 5%~90% RH Non condensing	
Storage TEMP / Humidity	-40~+75°C, 5%~95% RH Non condensing	
Dimension (L*W*H)	440*225*44mm	440*290*44.5mm
Net /Gross Weight	3.0kg / 3.7kg	3.2kg / 3.9kg
Installation	Desktop, wall mount, 1U/19" cabinet	
Certification & Warranty		
Lightning Protection	Lightning protection: 4KV 8/20us, Protection level: IP30	
Certification	CCC, CE mark, commercial, CE/LVD EN62368-1, FCC Part 15 Class B, RoHS	
Warranty	6 years	

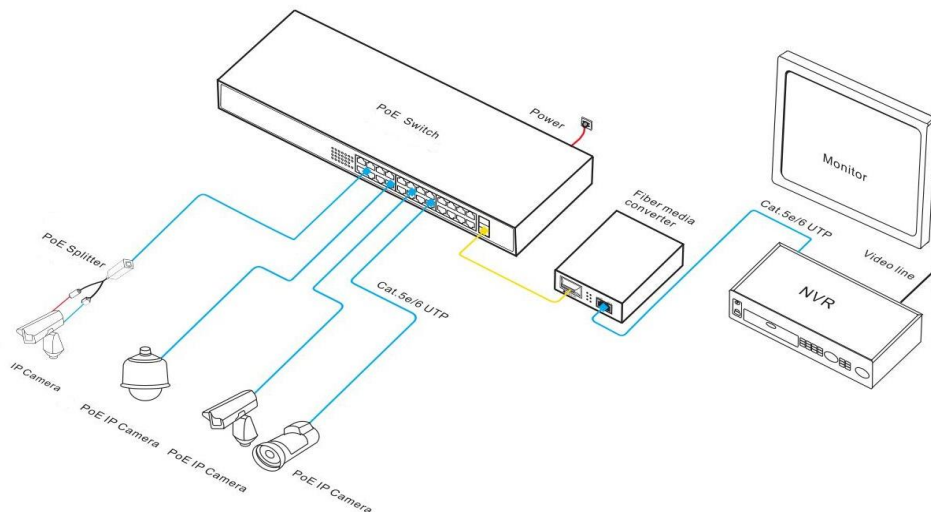
Dimension



- A. Working indicator
- B. 24*10/100/1000M PoE ports
- C. 2*1000M uplink SFP fiber ports
- D. Power input port AC100-240V, 50/60Hz



Application



ORDERING INFORMATION

Model	Description	Built-in Power Supply
CS-POE33024PF	Unmanaged PoE fiber switch with 24*10/100/1000M RJ45 ports and 2*1000M uplink SFP fiber ports. Port 1-24 can support IEEE 802.3 af/at PoE standard. It built-in power supply and 1U/19" cabinet installation.	400W
CS-POE33024PF-at		600W
Note: The optical module is not included and needs to be purchased.		

PACKING LIST

	Content	Qty	Unit
Packing List	26-port full gigabit PoE fiber switch	1	SET
	AC power cable	1	PC
	Mounting Kits	1	SET
	User Guide	1	PC
	Warranty Card	1	PC

OPTICAL MODULE

Product	Model	Description	Unit
1.25G Optical Module	2630	SFP optical module, 1.25G multi-mode dual fiber 850nm, transmission distance: 550m, LC interface. support DDM function and hot plugging.	PC
	2632	SFP optical module, 1.25G single-mode dual fiber 1310nm, transmission distance: 20km, LC interface. support DDM function and hot plugging.	PC
	2612-T	SFP optical module, 1.25G single-mode single fiber TX1310nm/RX1550nm, transmission distance: 20km, LC interface. support DDM function and hot plugging.	PC
	2613-R	SFP optical module, 1.25G single-mode single fiber TX1550nm/RX1310nm, transmission distance: 20km, LC interface. support DDM function and hot plugging.	PC
	2612-T-SC	SFP optical module, 1.25G single-mode single fiber TX1310nm/RX1550nm, transmission distance: 20km, SC interface. support DDM function and hot plugging.	PC
	2613-R-SC	SFP optical module, 1.25G single-mode single fiber TX1550nm/RX1310nm, transmission distance: 20km, SC interface. support DDM function and hot plugging.	PC
Power Module	2633	1.25G SFP optical module transfers to 10/100/1000M RJ45 port.	PC

